



Name _____

Date _____



TRACE AND WRITE THE LETTER

Trace and write the uppercase A.



Handwriting practice lines for uppercase 'A'. Each set consists of a solid top line, a dashed middle line, and a solid bottom line. There are two such sets of lines provided for writing practice.

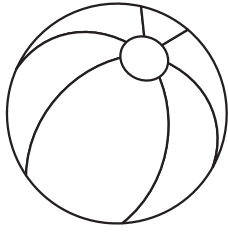
Trace and write the lowercase a.



Handwriting practice lines for lowercase 'a'. Each set consists of a solid top line, a dashed middle line, and a solid bottom line. There are two such sets of lines provided for writing practice.

Name _____

Date _____



TRACE AND WRITE THE LETTER

Trace and write the uppercase B.

B

B

B

B

B

Handwriting practice lines for uppercase B, consisting of two rows of solid top and bottom lines with a dashed middle line.

Trace and write the lowercase b.

b

b

b


b

b

Handwriting practice lines for lowercase b, consisting of two rows of solid top and bottom lines with a dashed middle line.

Name _____

Date _____



TRACE AND WRITE THE LETTER

Trace and write the uppercase C.



Handwriting practice lines for uppercase C, consisting of two sets of three horizontal lines (top solid, middle dashed, bottom solid).

Trace and write the lowercase c.



Handwriting practice lines for lowercase c, consisting of two sets of three horizontal lines (top solid, middle dashed, bottom solid).


Name _____

Date _____



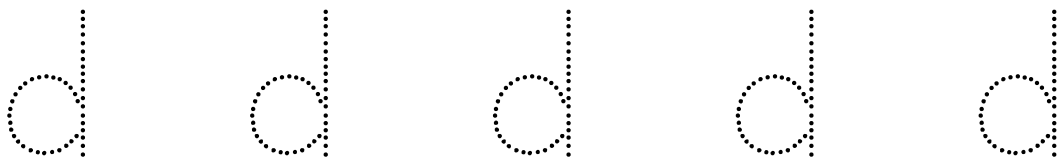
TRACE AND WRITE THE LETTER

Trace and write the uppercase D.



Four sets of handwriting lines, each consisting of a solid top line, a dashed middle line, and a solid bottom line, for practicing writing the uppercase letter 'D'.


Trace and write the lowercase d.



Four sets of handwriting lines, each consisting of a solid top line, a dashed middle line, and a solid bottom line, for practicing writing the lowercase letter 'd'.


Name _____

Date _____



TRACE AND WRITE THE LETTER

Trace and write the uppercase E.



Handwriting practice lines for uppercase E. Each set consists of a solid top line, a dashed middle line, and a solid bottom line. There are two such sets of lines provided for practice.


Trace and write the lowercase e.



Handwriting practice lines for lowercase e. Each set consists of a solid top line, a dashed middle line, and a solid bottom line. There are two such sets of lines provided for practice.


Name _____

Date _____



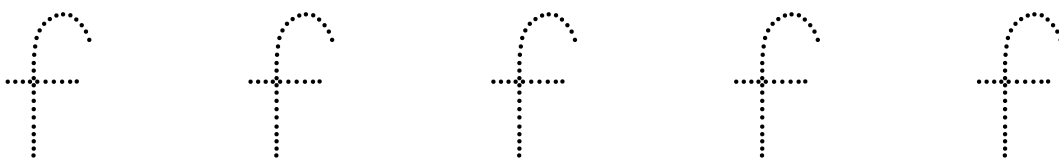
TRACE AND WRITE THE LETTER

Trace and write the uppercase F.



Four sets of handwriting lines, each consisting of a solid top line, a dashed middle line, and a solid bottom line, for practicing writing the uppercase letter F.


Trace and write the lowercase f.



Four sets of handwriting lines, each consisting of a solid top line, a dashed middle line, and a solid bottom line, for practicing writing the lowercase letter f.


Name _____

Date _____




TRACE AND WRITE THE LETTER

Trace and write the uppercase G.



Two sets of handwriting lines. Each set consists of a solid top line, a dashed middle line, and a solid bottom line, providing space for practicing writing the uppercase letter 'G'.

Trace and write the lowercase g.



Two sets of handwriting lines. Each set consists of a solid top line, a dashed middle line, and a solid bottom line, providing space for practicing writing the lowercase letter 'g'.

Name _____

Date _____



TRACE AND WRITE THE LETTER

Trace and write the uppercase H.

H H H H H

Handwriting practice lines for uppercase H, consisting of two sets of three horizontal lines (top solid, middle dashed, bottom solid).

Trace and write the lowercase h.

h h h h h

Handwriting practice lines for lowercase h, consisting of two sets of three horizontal lines (top solid, middle dashed, bottom solid).

Name _____

Date _____



TRACE AND WRITE THE LETTER

Trace and write the uppercase I.

I I I I I

Handwriting practice lines for uppercase 'I'. Each row consists of a solid top line, a dashed middle line, and a solid bottom line. There are two such rows provided for practice.


Trace and write the lowercase i.

i i i i i

Handwriting practice lines for lowercase 'i'. Each row consists of a solid top line, a dashed middle line, and a solid bottom line. There are two such rows provided for practice.

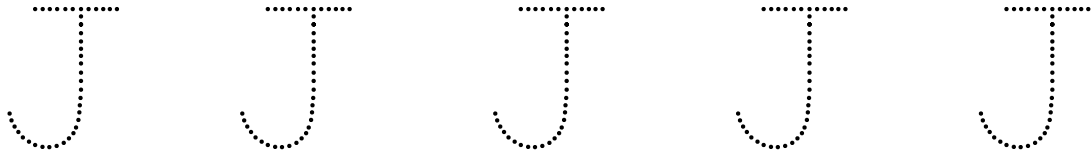
Name _____

Date _____



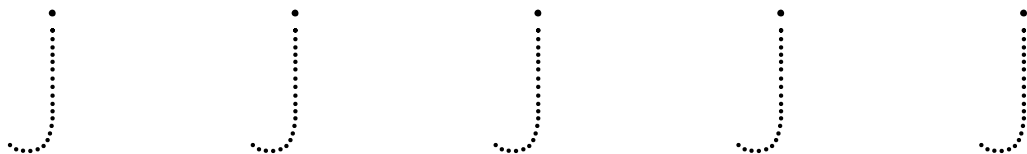
TRACE AND WRITE THE LETTER

Trace and write the uppercase J.



Four sets of handwriting lines, each consisting of a solid top line, a dashed middle line, and a solid bottom line, for practicing writing the uppercase letter J.

Trace and write the lowercase j.



Four sets of handwriting lines, each consisting of a solid top line, a dashed middle line, and a solid bottom line, for practicing writing the lowercase letter j.


Name _____

Date _____



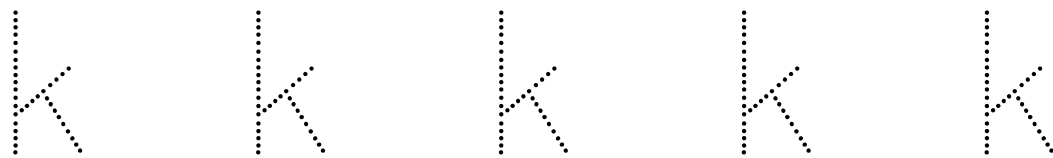
TRACE AND WRITE THE LETTER

Trace and write the uppercase K.



Handwriting practice lines for uppercase K. Each row consists of a solid top line, a dashed middle line, and a solid bottom line. There are two such rows provided.


Trace and write the lowercase k.



Handwriting practice lines for lowercase k. Each row consists of a solid top line, a dashed middle line, and a solid bottom line. There are two such rows provided.

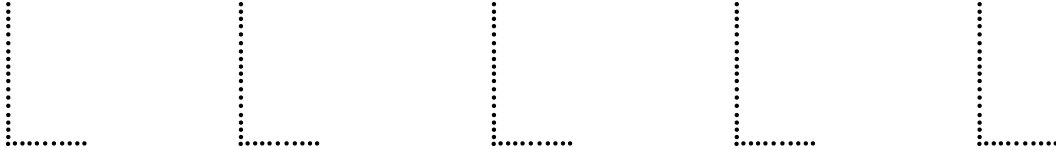
Name _____

Date _____




TRACE AND WRITE THE LETTER

Trace and write the uppercase L.



Four sets of handwriting lines, each consisting of a solid top line, a dashed middle line, and a solid bottom line, for practicing writing the uppercase letter L.

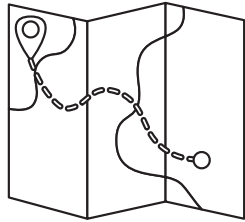
Trace and write the lowercase l.



Four sets of handwriting lines, each consisting of a solid top line, a dashed middle line, and a solid bottom line, for practicing writing the lowercase letter l.

Name _____

Date _____



TRACE AND WRITE THE LETTER

Trace and write the uppercase M.

M M M M M

Handwriting practice lines for uppercase M, consisting of two sets of four horizontal lines (top solid, middle dashed, bottom solid, bottom solid).

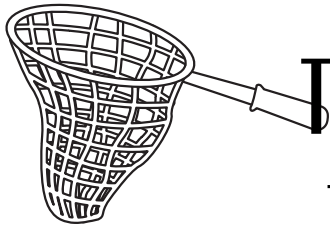
Trace and write the lowercase m.

m m m m m

Handwriting practice lines for lowercase m, consisting of two sets of four horizontal lines (top solid, middle dashed, bottom solid, bottom solid).

Name _____

Date _____



TRACE AND WRITE THE LETTER

Trace and write the uppercase N.

N N N N N

Handwriting practice lines for uppercase N, consisting of two sets of three horizontal lines (top solid, middle dashed, bottom solid).


Trace and write the lowercase n.

n n n n n

Handwriting practice lines for lowercase n, consisting of two sets of three horizontal lines (top solid, middle dashed, bottom solid).






Name _____

Date _____



TRACE AND WRITE THE LETTER

Trace and write the uppercase O.



Handwriting practice lines for uppercase O. Each set consists of a solid top line, a dashed middle line, and a solid bottom line. There are two such sets of lines provided.


Trace and write the lowercase o.



Handwriting practice lines for lowercase o. Each set consists of a solid top line, a dashed middle line, and a solid bottom line. There are two such sets of lines provided.

Name _____

Date _____



TRACE AND WRITE THE LETTER

Trace and write the uppercase P.

P

P

P

P

P

Handwriting practice lines for uppercase P. Each row consists of a solid top line, a dashed middle line, and a solid bottom line. There are two such rows provided for practice.

Trace and write the lowercase p.

p

p

p


p

p

Handwriting practice lines for lowercase p. Each row consists of a solid top line, a dashed middle line, and a solid bottom line. There are two such rows provided for practice.





Name _____

Date _____





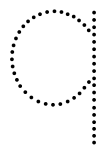

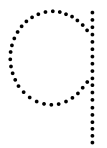
TRACE AND WRITE THE LETTER

Trace and write the uppercase Q.



Handwriting practice lines for uppercase Q. Each set consists of a solid top line, a dashed middle line, and a solid bottom line. There are two such sets of lines provided for practice.

Trace and write the lowercase q.



Handwriting practice lines for lowercase q. Each set consists of a solid top line, a dashed middle line, and a solid bottom line. There are two such sets of lines provided for practice.

Name _____

Date _____



TRACE AND WRITE THE LETTER

Trace and write the uppercase R.

R R R R R

Handwriting practice lines for uppercase R, consisting of two sets of three horizontal lines (top solid, middle dashed, bottom solid).


Trace and write the lowercase r.

r r r r r

Handwriting practice lines for lowercase r, consisting of two sets of three horizontal lines (top solid, middle dashed, bottom solid).


Name _____

Date _____



TRACE AND WRITE THE LETTER

Trace and write the uppercase S.



Handwriting practice lines for uppercase S. Each row consists of a solid top line, a dashed middle line, and a solid bottom line. There are two such rows provided for practice.


Trace and write the lowercase s.



Handwriting practice lines for lowercase s. Each row consists of a solid top line, a dashed middle line, and a solid bottom line. There are two such rows provided for practice.

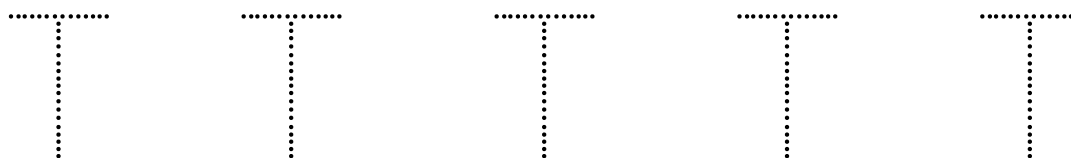
Name _____

Date _____



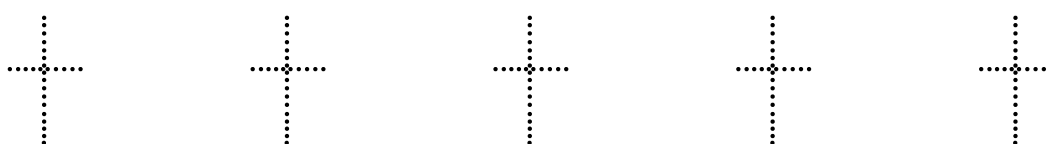
TRACE AND WRITE THE LETTER

Trace and write the uppercase T.



Four sets of handwriting lines for practicing the uppercase letter 'T'. Each set consists of a solid top line, a dashed middle line, and a solid bottom line.

Trace and write the lowercase t.



Four sets of handwriting lines for practicing the lowercase letter 't'. Each set consists of a solid top line, a dashed middle line, and a solid bottom line.

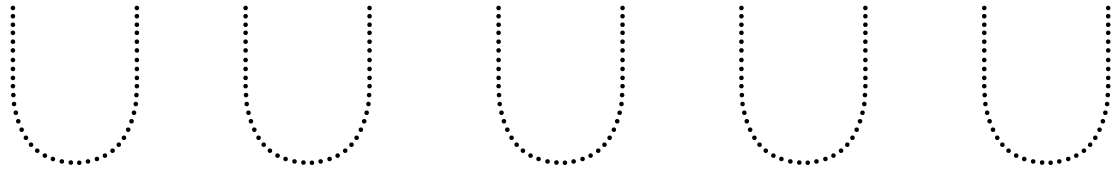
Name _____

Date _____



TRACE AND WRITE THE LETTER

Trace and write the uppercase U.



Four sets of handwriting lines, each consisting of a solid top line, a dashed middle line, and a solid bottom line, for practicing writing the uppercase letter 'U'.


Trace and write the lowercase u.



Four sets of handwriting lines, each consisting of a solid top line, a dashed middle line, and a solid bottom line, for practicing writing the lowercase letter 'u'.


Name _____

Date _____



TRACE AND WRITE THE LETTER

Trace and write the uppercase V.



Handwriting practice lines for uppercase V. Each set consists of a solid top line, a dashed middle line, and a solid bottom line. There are two such sets of lines provided for practice.


Trace and write the lowercase v.



Handwriting practice lines for lowercase v. Each set consists of a solid top line, a dashed middle line, and a solid bottom line. There are two such sets of lines provided for practice.

Name _____

Date _____



TRACE AND WRITE THE LETTER

Trace and write the uppercase W.



Four sets of handwriting lines, each consisting of a solid top line, a dashed middle line, and a solid bottom line, for practicing writing the uppercase letter W.

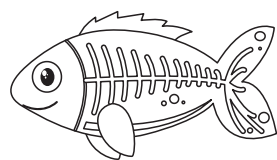
Trace and write the lowercase w.



Four sets of handwriting lines, each consisting of a solid top line, a dashed middle line, and a solid bottom line, for practicing writing the lowercase letter w.

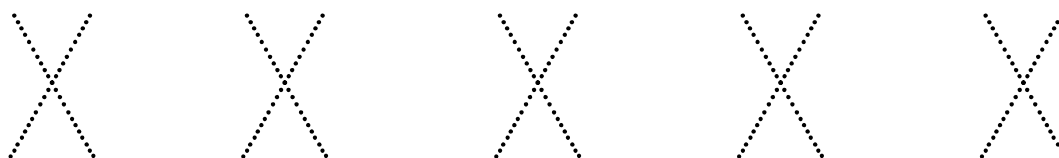
Name _____

Date _____



TRACE AND WRITE THE LETTER

Trace and write the uppercase X.



Two sets of handwriting lines. Each set consists of a solid top line, a dashed middle line, and a solid bottom line, providing space for practicing the uppercase letter 'X'.


Trace and write the lowercase x.



Two sets of handwriting lines. Each set consists of a solid top line, a dashed middle line, and a solid bottom line, providing space for practicing the lowercase letter 'x'.

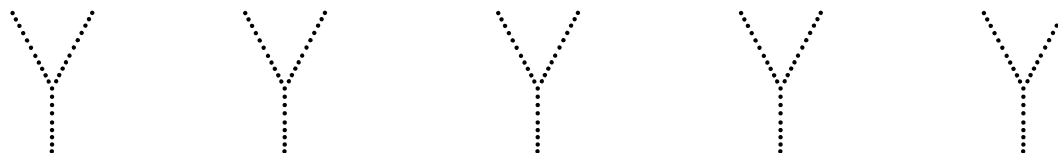
Name _____

Date _____



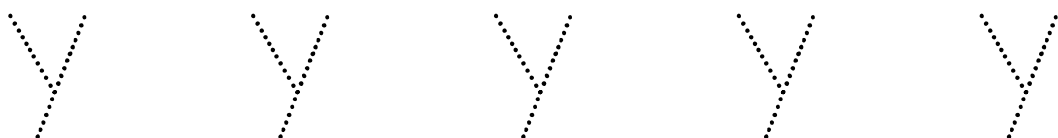
TRACE AND WRITE THE LETTER

Trace and write the uppercase Y.



Handwriting practice lines for uppercase Y, consisting of two sets of three horizontal lines (top solid, middle dashed, bottom solid).

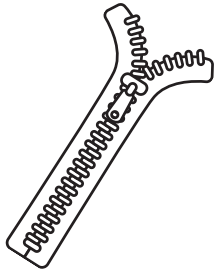
Trace and write the lowercase y.



Handwriting practice lines for lowercase y, consisting of two sets of three horizontal lines (top solid, middle dashed, bottom solid).


Name _____

Date _____



TRACE AND WRITE THE LETTER

Trace and write the uppercase Z.



Four sets of handwriting lines, each consisting of a solid top line, a dashed middle line, and a solid bottom line, for practicing writing uppercase Z's.

Trace and write the lowercase z.



Four sets of handwriting lines, each consisting of a solid top line, a dashed middle line, and a solid bottom line, for practicing writing lowercase z's.